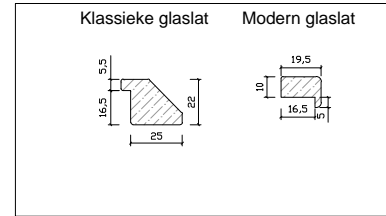


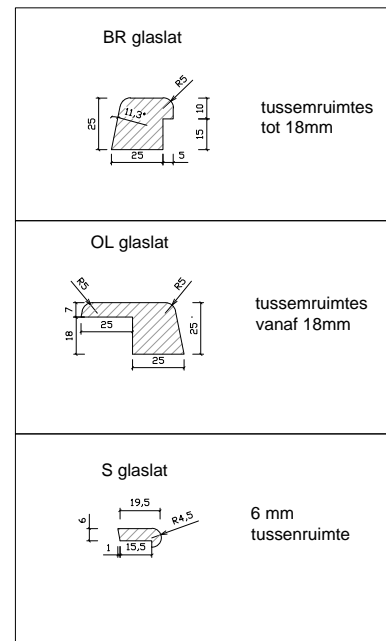


Profal	
Standaard;	Afgelakte opdekdeur In Ral 9010 of Ivoor(Model X-1)
Opbouw	
Randhout:	Gedroogd Noord Europees vurenhout
Vulling:	Honingraat cel vulling
Oppervlakte:	3 mm hardboard afgelakt met UV lak
Afwerking:	Langskanten-Melaminefolie Bovenkant-Afgelakt Onderkant-Blanke Vochtwerende sealer (C.O.T. rapport op aanvraag)
Deurbreedte:	Standaard deurmatten-480 tot 1230(met 50mm olopend)
Deurhoogte:	Standaard deurmatten 2015,2115,2315mm(maximaal 2790mm)
Deurdikte:	Standaard 39 mm
Paumellepaten:	2015, 2115+celvulling 2paumelles grotere deur lengtes en andere vullingen 3 paumelles
Verpakking:	Ingepakt met LPDE folie
FSC:	COC
Opties:	Uitvoering met Tubespaanplaat vulling, vlas vulling, geluidswerende of brandwerende vulling
Luxe Modellen	
L-Glas deuren:	Luxe modellen worden met vlas vulling uitgevoerd en met moderne of klassieke glaslaten
G-Groef deuren:	Luxe groef deuren worden van groeven v.z.v. 3mm breed 1,5mm diep en hoek van 90 graden "LET OP"De L modellen zijn ook uit te voeren als groef modellen
Standaard Glasmodellen	
X2-Y1-Z1-S1-R1	Tubespaan, cel en 60m minuten brandwerende vulling worden uitgevoerd met glashout t.b.v. het bevestigen van de glaslaten Deze modellen kunnen worden uitgevoerd met BR,OL,S of verlaat glas

LUXE GLASLATEN



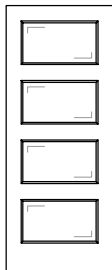
STANDAARD GLASLATEN



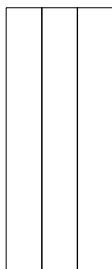
X1



L10



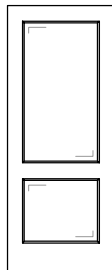
G25




X2



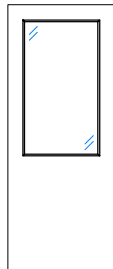
L20




G30



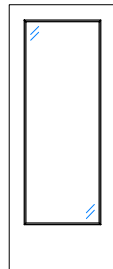
Y1



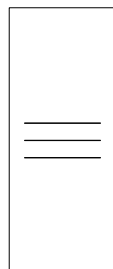
G31



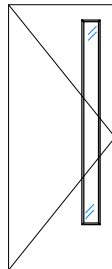
Z1




G32



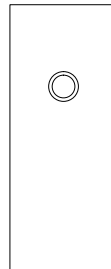
S1



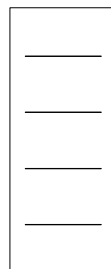
G40




R1




G41



R1



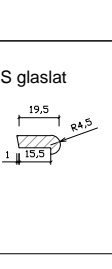
L70



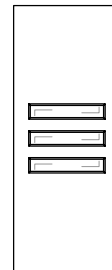
G42



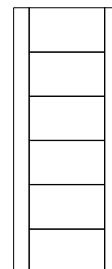
R1



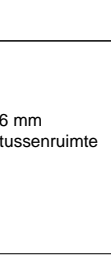
L80



G70



R1



L90

